



## General instructions

### Conventional cementation of a zirconia crown


(Prettau® Anterior®, Prettau® Zirconia, Anatomic Coloured, ICE Zirkon Translucent)

#### Required tools and materials

 Sand blaster (aluminium oxide: grain size 110 µm; 3,5 bar)

 Tool for removal of excess cement

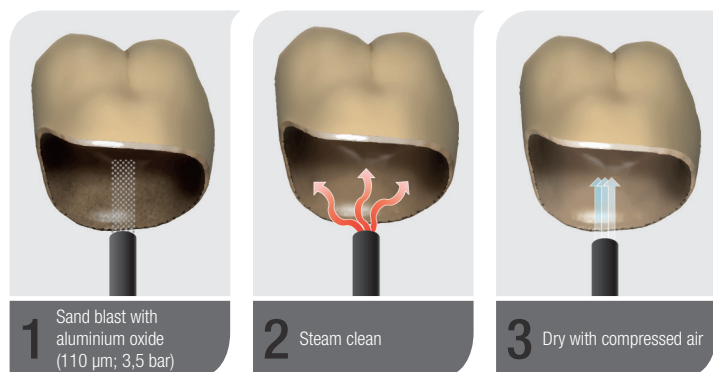
 Steam cleaner

 Dry and oil-free compressed air  
ISO/DIN 7494-2:2014-03

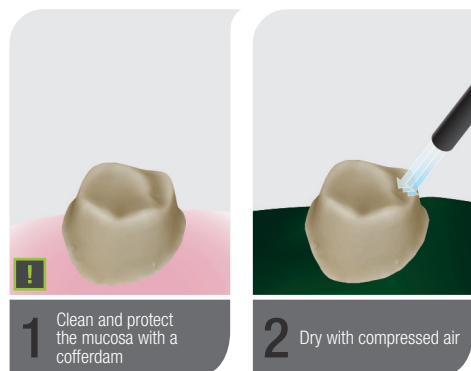
 Glass ionomer or phosphate luting cement\*


 \* **ATTENTION!** Please follow respective instructions from the manufacturer! Differences are possible due to simplified process descriptions.


#### Pre-treatment/cleaning of the zirconia crown (Prettau® Anterior®, Prettau® Zirconia, Anatomic Coloured, ICE Zirkon Translucent)



#### Pre-treatment/cleaning of the prepared teeth



 **Recommendation for the preparation of the teeth:**  
Clean and avoid contamination with saliva.  
If necessary, protect the dental pulp with calcium hydroxide.

 \* **ATTENTION!**  
Please follow the respective instructions from the manufacturer!  
Differences are possible due to simplified descriptions.

#### Crown cementation

