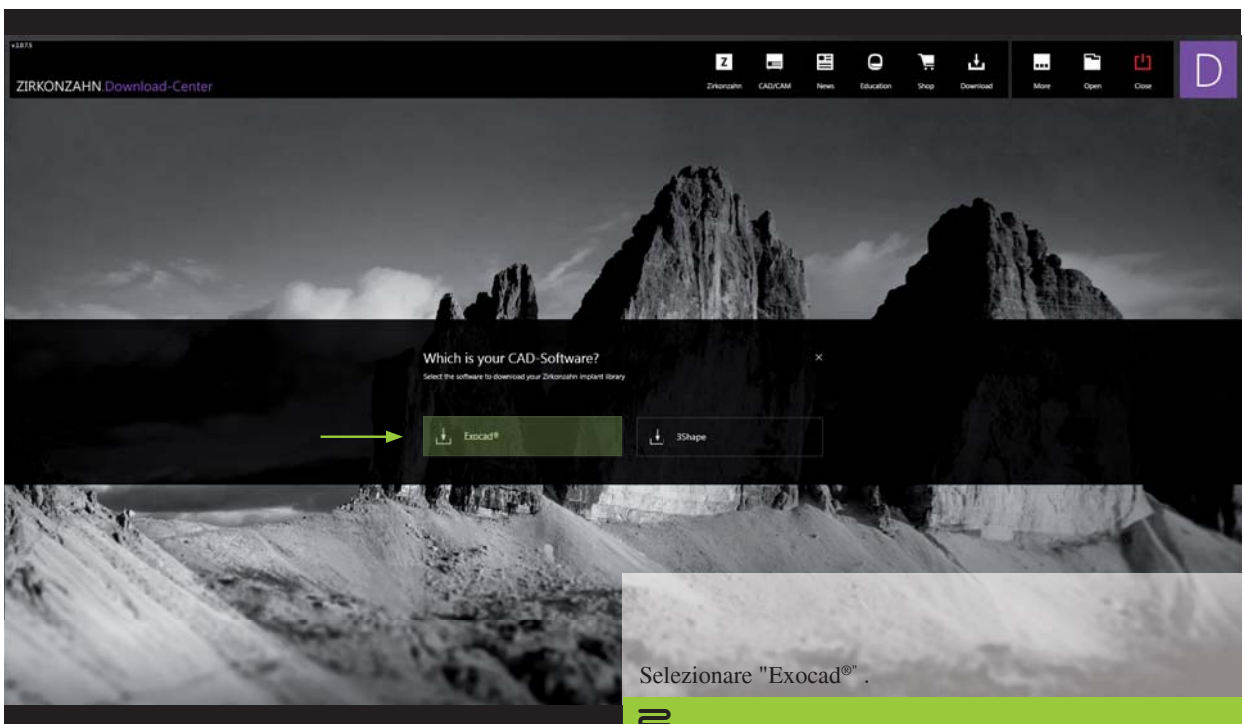
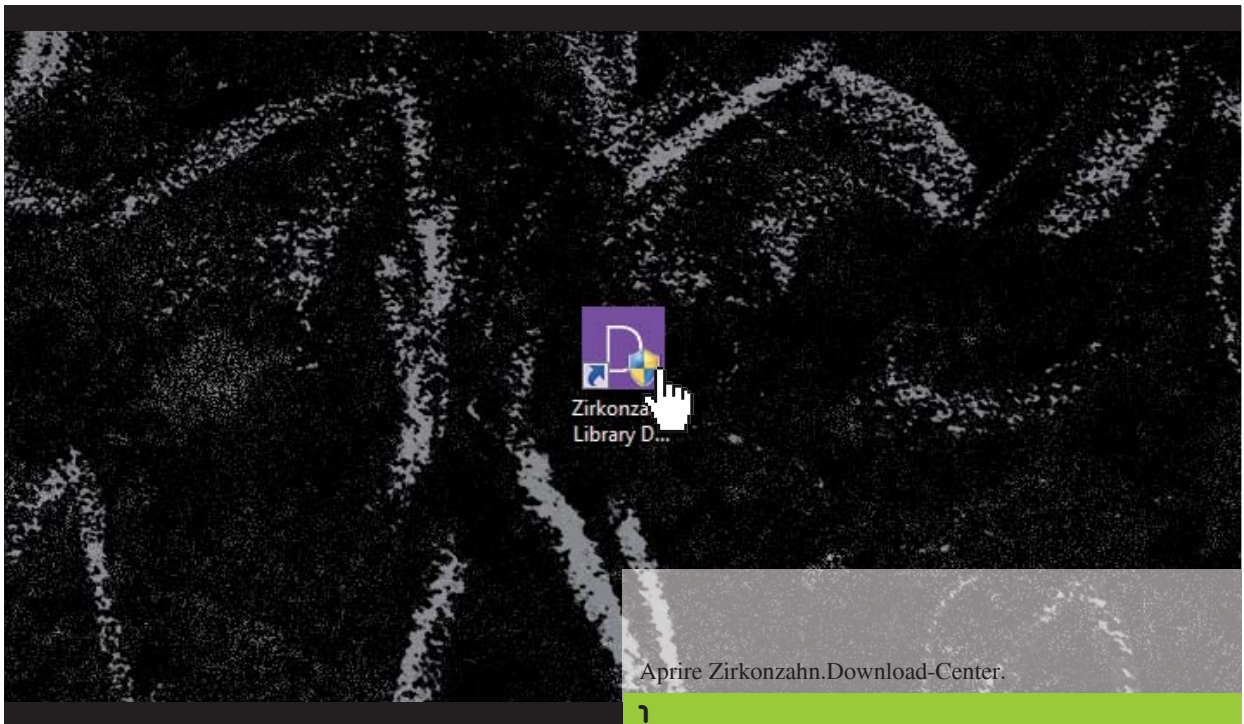


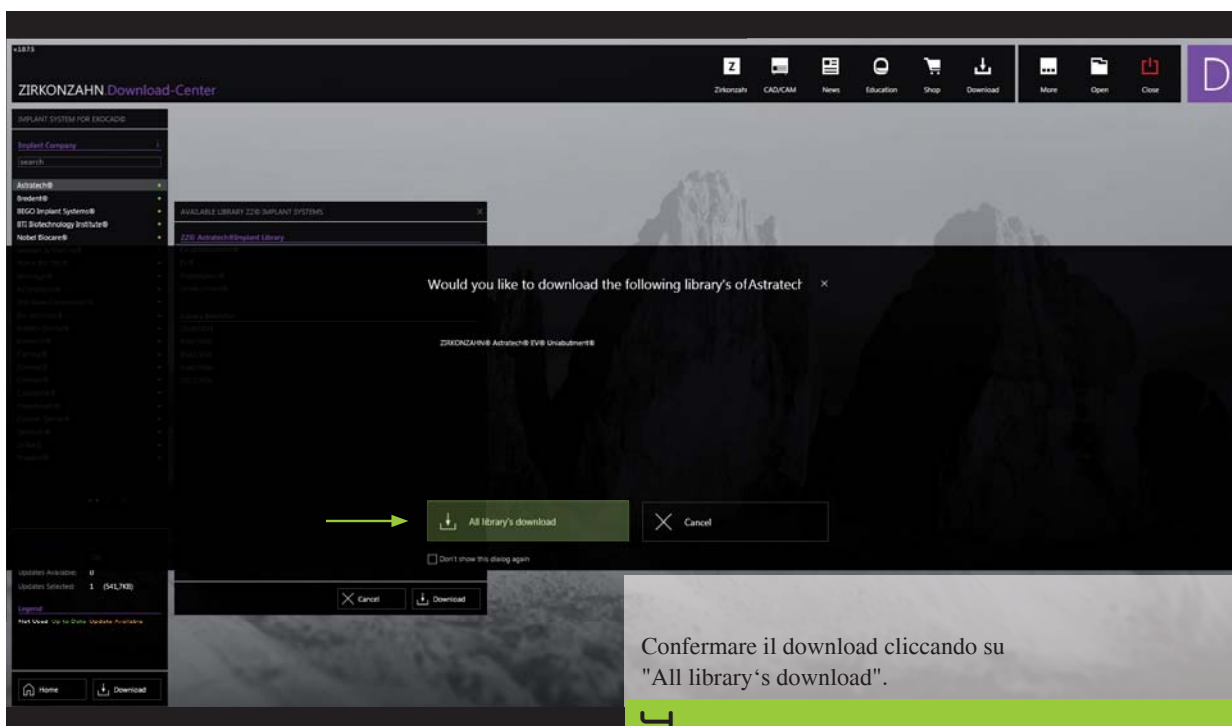
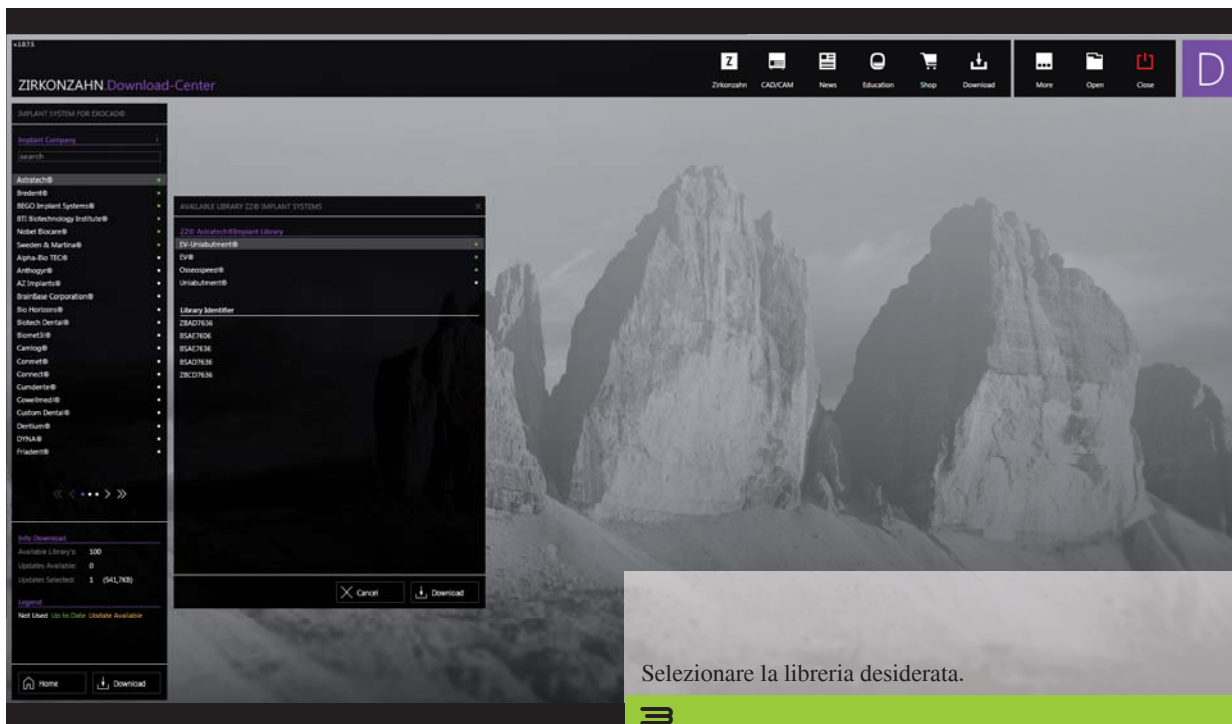
Zirkonzahn.Download-Center Come scaricare le librerie per Exocad®

Versione: 21/02/2019 – Pagina 1 di 3



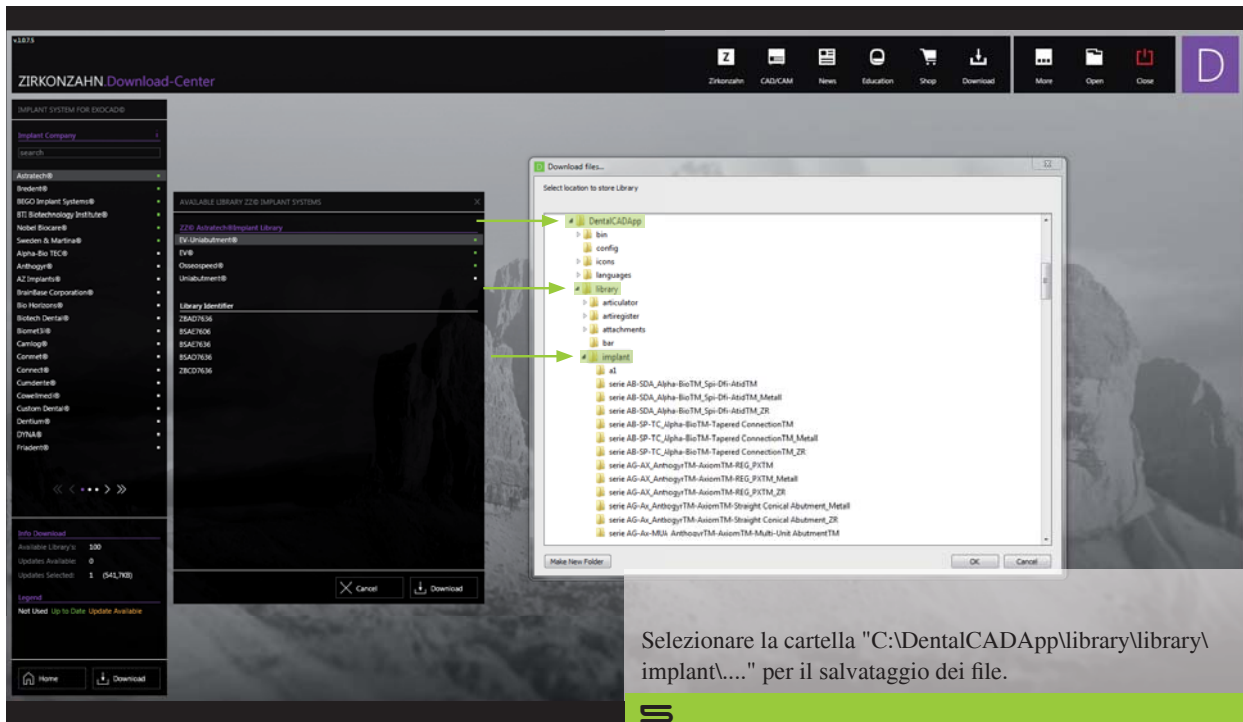
Zirkonzahn.Download-Center Come scaricare le librerie per Exocad®

Versione: 21/02/2019 – Pagina 2 di 3



Zirkonzahn.Download-Center Come scaricare le librerie per Exocad®

Versione: 21/02/2019 – Pagina 3 di 3



The screenshot displays the Zirkonzahn Download-Center web application. On the left, there is a sidebar with a tree view of implant systems and a search bar. The main content area shows a list of available libraries, including 'Zirkonzahn' and 'Zirkonzahn Library'. A 'Download files...' dialog box is open in the center, showing a file explorer view of the 'DentalCADApp' directory. The dialog box is titled 'Download files...' and has a 'Select location to store Library' prompt. The file explorer shows a tree structure with folders like 'bin', 'config', 'icons', 'languages', 'library', 'attachments', and 'bar'. The 'library' folder is selected, and its contents are listed, including various implant series like 'serie AB-SDA_Alpha-BioTM-Spi-06-AbutTM', 'serie AB-SDA_Alpha-BioTM-Spi-06-AbutTM_Metall', 'serie AB-SDA_Alpha-BioTM-Spi-06-AbutTM_ZR', 'serie AB-SP-TC_Alpha-BioTM-Tapered ConnectionTM', 'serie AB-SP-TC_Alpha-BioTM-Tapered ConnectionTM_Metall', 'serie AB-SP-TC_Alpha-BioTM-Tapered ConnectionTM_ZR', 'serie AG-Ax_ArthrogyTM-AxiomTM-REG_FixTM', 'serie AG-Ax_ArthrogyTM-AxiomTM-REG_FixTM_Metall', 'serie AG-Ax_ArthrogyTM-AxiomTM-REG_FixTM_ZR', 'serie AG-Ax_ArthrogyTM-AxiomTM-Straight Conical Abutment_Metall', 'serie AG-Ax_ArthrogyTM-AxiomTM-Straight Conical Abutment_ZR', and 'serie AG-Ax-MUJ_ArthrogyTM-AxiomTM-MUJ-Unit AbutmentTM'. The 'implant' folder is also visible in the tree. The dialog box has 'OK' and 'Cancel' buttons at the bottom right.

Selezionare la cartella "C:\DentalCADApp\library\library\implant\..." per il salvataggio dei file.