

**Zirkonzahn®**

*Human Zirconium Technology*

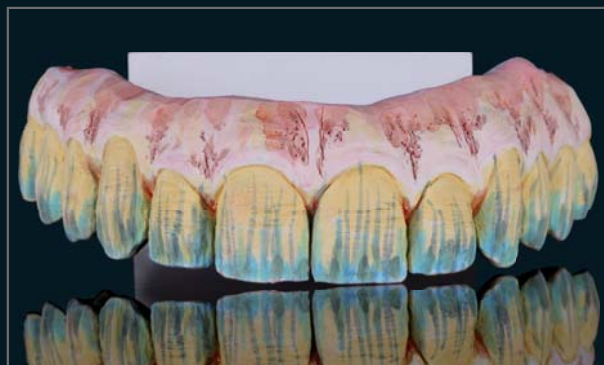


**PRETTAU® 2**

*The Zirkonzahn Culture*

## FULL MOUTH PRETTAU® 2 RESTORATION WITH ANODISED TITANIUM BARS

- Initial situation:* Elderly patient, severely impaired tooth structure, severe periodontitis and bone loss
- Patient data:* Photos, 3D facial scans, digital situation of the mouth, X-ray data, master models, worn immediate restorations
- Planned restoration:* Full arch maxillary and mandibular bridges made of Prettau® 2 zirconia on anodised titanium bars, ideal positioning of the implants thanks to template-guided implantation
- Realisation:*
- Multiple tooth extraction, extensive aesthetic-functional analysis and bone grafting from teeth 13-23, template-guided implantation with immediate restoration
  - Digital acquisition of the patient situation with Face Hunter 3D facial scanner and with PlaneSystem®, articulation and matching of the data, definition of the vertical height
  - Design and milling of long-term prototypes in Temp Premium resin
  - After an extended wear prior: digitisation of the prototypes for the final restoration, evaluation of aesthetic, functional and phonetic aspects
  - Fabrication of titanium bars as well as maxillary and mandibular bridges in Prettau® 2 zirconia
  - Colouring of the bridges with Colour Liquids and sintering of the structures
  - Finalising the zirconia bridges with ICE Stains 3D by Enrico Steger
  - Veneering the anterior and gingival area with ICE Ceramics
  - Anodisation and bonding of the titanium bars in the zirconia structures
  - Verification in the articulator and subsequent insertion in the patient's mouth



# 100% DIGITAL DESIGN, MINIMAL AESTHETIC LAYERING

*Antonio Corradini, MDT – Zirkonzahn Education Center Brunico, South Tyrol, Italy  
DDS Francisco García Torres – Universidad de La Salle Bajío, Mexico  
DDS Eric Sánchez – Dentlab Esthetic, Aguascalientes, Mexico*



*The restoration met the expectations of the patient both aesthetically and functionally. The regular check-ups did not show any complications. Despite the difficult initial situation, the patient received a high-quality, long-term restoration.*



## NEW! PRETTAU® 2

- Particularly highly translucent zirconia with an excellent flexural strength
- No limitations! Especially suitable for full arch restorations (full anatomical or reduced for ceramic veneering), but also for single crowns, inlays, onlays, veneers, bars and multi-unit bridges
- No ceramic chipping (thanks to the fully anatomical design), no abrasion of the antagonist
- Can be characterised individually for each patient with Colour Liquids Prettau® 2 Aquarell, ICE Ceramics and ICE Stains 3D by Enrico Steger
- Available also pre-coloured with a natural colour gradient (Prettau® 2 Dispersive®)



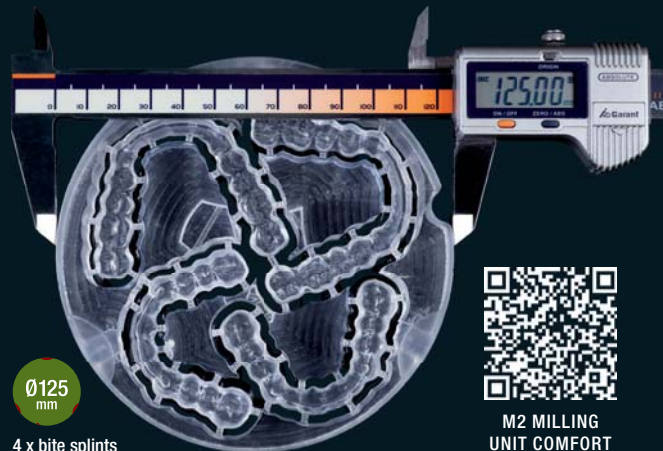

## HUMAN ZIRCONIUM TECHNOLOGY

Zirkonzahn Worldwide – Tel +39 0474 066 680 – info@zirkonzahn.com – www.zirkonzahn.com

## NEW! 1 ORBIT – 4 DIAMETERS

125, 106, 98 AND 95 mm

M2 MILLING UNIT COMFORT LINE, WITH EXTRA LARGE TELESKOPER ORBIT. FULLY AUTOMATIC, FLEXIBLE, VIBRATION-FREE



M2 MILLING  
UNIT COMFORT  
LINE



WEAB2680EN