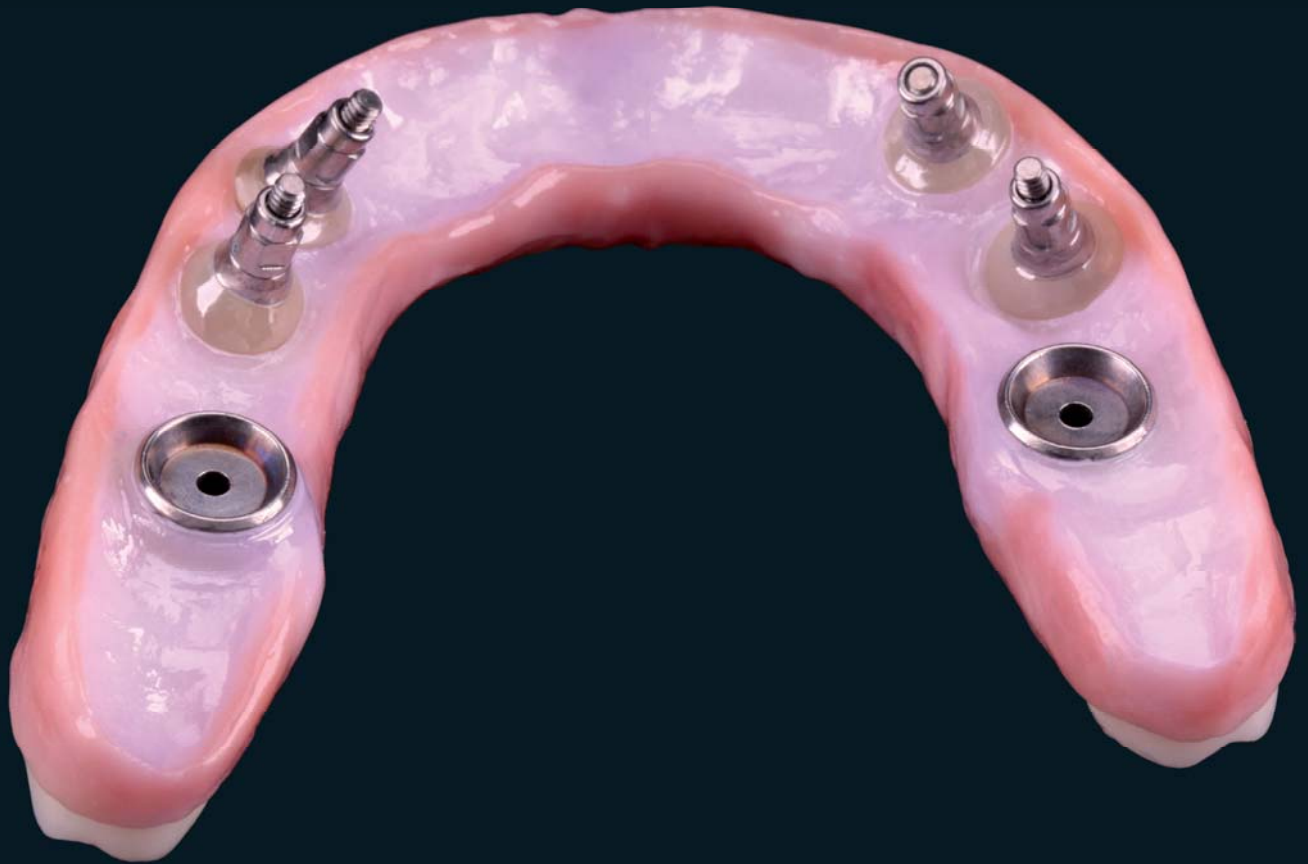


Zirkonzahn[®]

Human Zirconium Technology



100% PRETTAU[®] ZIRCONIA - MADE BY CAD/CAM

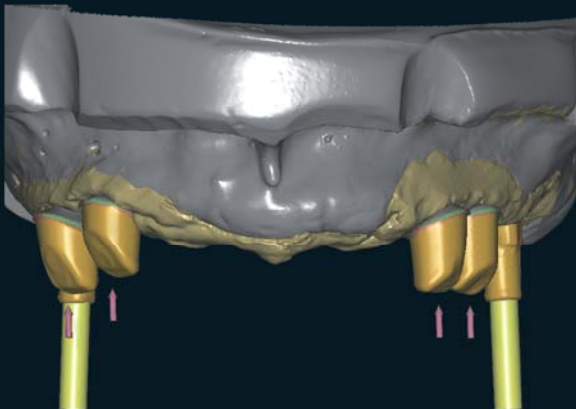
“Zirconia needs heroes“ Enrico Steger

Full restoration of the upper arch, screwed onto zirconia abutments and titanium bases in 13, 14, 23 and 24 as well as onto titanium bases in 16 and 26

In the lab we receive the provisional resin structure (TEMP Premium) with screwed titanium bases in 16 and 26, over a resin abutment (TEMP Premium) with titanium bases in 13, 14, 23 and 24. The occlusion and aesthetics were checked and fine-tuned in the patient's mouth. The resin structure and customized titanium interfaces were scanned; the abutments of 13, 14, 23 and 24 were then modelled and milled.

The zirconia abutments of 13, 14, 23 and 24 and the customized titanium bases of 16 and 26 were scanned; then the superstructure was generated using the CAD/CAM Wax-up software module. The structure was milled from a block of Zirconia Prettau®, reducing the vestibular areas of the front teeth and the gum area and leaving sufficient space for the ceramics layering.

The structure was coloured using the Colour Liquids Prettau® and sintered. The ceramic masses were then added and the titanium bases cemented using a dual cement.



The Prettau® Bridge

R. Bruce Miller D.D.S., M.S., F.A.C.P., Board Certified Prosthodontist – North Carolina

Alessandro Cucchiaro (MDT) – Zirkonzahn USA, Atlanta

Team Labor Steger Bruneck – Zirkonzahn Education Center



Zirkonzahn®




Milled with Zirkonzahn CAD/CAM System 5-TEC

HUMAN ZIRCONIUM TECHNOLOGY

ZIRKONZAHN Worldwide - Tel +39 0474 066 680 - info@zirkonzahn.com - www.zirkonzahn.com

ZIRKONZAHN USA Inc. - Phone +1 6784419419 - infousa@zirkonzahn.com - www.zirkonzahn.com



WEAA674Z

All information is subject to change. Errors and omissions excepted. Version: 25.10.2012